

Environmental simulation chamber for complex temperature profiles

Temperature ranges between -70 °C and 180 °C , with the advantage of natural simulation make an MKT series environmental simulation chamber from BINDER unique. This environmental simulation chamber meets the highest precision and performance demands for cyclical temperature testing.



Advantages:

- State-of-the-art reliability
- User-friendly chamber interior
- Comprehensive standard equipment

Areas of application:



Automotive

Aerospace, Defense
IndustryMetal Industry /
Engineering

Features	Customer benefits	Characteristics
APT.line™ climate technology	<ul style="list-style-type: none"> • Same test conditions throughout the chamber interior • Independent of specimen size and quantity 	APT.line™ <ul style="list-style-type: none"> • Uniform circulation even under full load • Homogeneous climate conditions throughout test specimens
Standard equipment	<ul style="list-style-type: none"> • Very good price/performance ratio 	Well equipped <ul style="list-style-type: none"> • Heated viewing window • LED illumination • Rugged chassis with rollers from 115 liters • Ethernet interface
Unit design	<ul style="list-style-type: none"> • Minimum space requirements • Convenient, safe access • Easy assembly 	Good use of space <ul style="list-style-type: none"> • Optimal ratio of usable space and footprint • All operator controls accessible from the front • Wide construction
Production	<ul style="list-style-type: none"> • Reliable devices with long service lives • Short delivery times 	<ul style="list-style-type: none"> • Premium quality made in Germany • Highly automated series production (20,000 units per year) • High-quality materials, state-of-the-art production technology
Accessories and Services	<ul style="list-style-type: none"> • Complete system from one source 	Comprehensive product portfolio <ul style="list-style-type: none"> • Additional production lines with drying and vacuum chambers • Control and documentation software APT-COM™ • BINDER Data Logger Kits • Years of proven and recognized validation and documentation materials

- Electronically controlled APT.line™ preheating chamber assuring temperature accuracy and reproducible results
- Temperature range -70 °C to 180 °C
- MCS controller with 25 storable programs of 100 sections each for a maximum of 500 program segments
 - User-friendly LCD color screen
 - Easy-to-read menu guide
 - Integrated electronic chart recorder
 - Variety of options for the graphic display of process parameters
 - Real-time clock
- Heated viewing window with interior lighting
- Programmable condensation protection for test material
- 230 V power socket on the right-side operating panel
- Adjustable ramp function via program editor
- Access port Ø 50 mm, left side
- Independent adjustable temperature safety device Class 2 (DIN 12880) with visual and audible temperature alarm
- 4 potential-free relay outputs that can be activated via MCS controller
- Ethernet interface for communication software APT-COM™ DataControlSystem
- BINDER Communication software APT-COM™ 3 Basic Edition
- Stainless steel rack
- 4 casters with 2 brakes
- BINDER test confirmation

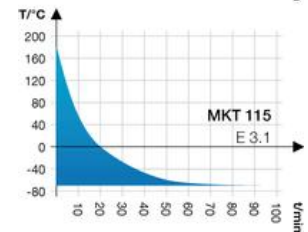
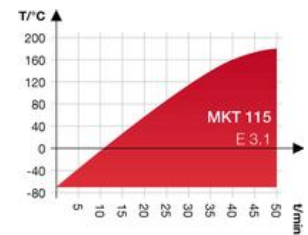
MKT 115 (E3.1)

▶ Exterior dimensions	
Width (mm) (incl. 18 mm access port with plug)	1000
Height (incl. casters) (mm)	1725
Depth, (incl. cable and door handle) (mm)	915
Wall clearance, rear (mm)	300
Wall clearance, side (mm)	200
Viewing window width x height (mm)	288 x 222


▶ Interior dimensions	
Width (mm)	600
Height (mm)	480
Depth (mm)	400
Interior volume (l)	115
Number of racks (standard/max.)	1 / 4
Load per rack (kg)	30
Permitted total load (kg)	60
Weight (empty) (kg)	305

▶ Temperature data	
Temperature range (°C)	-70 - 180
Temperature fluctuation (±K)	0,1 - 0,6
Temperature variation (±K)	0,2 - 1,8
Warm-up time from -70 °C to 180 °C (min.)	55
Cooling down time from 180 °C to -70 °C (min.)	90
Mean warm-up rate acc. to IEC 60068-3-5 (K/min.)	5,3
Mean cooling rate acc. to IEC 60068-3-5 (K/min.)	4,2
Max. heat compensation at 25 °C (W)	1800

Heating up and cooling down rate



Heat compensation



MKT 115 (E3.1)

▶ Electrical data	
IP protection class acc. to EN 50529	IP 20
Voltage ($\pm 10\%$) 50 Hz (V)	400, 3 N ~
Nominal power (kW)	5,5
Energy consumption at 20 °C (W) 1)	800
Noise level (approx. dB(A))	64

1) These values can be used for dimensioning air condition systems.

All technical data are specified for units with standard equipment at an ambient temperature of 25 °C and a line voltage fluctuation of $\pm 10\%$. The temperature data is determined in accordance to factory standard following DIN 12880, respecting the recommended wall clearances of 10% of the height, width and depth of the inner chamber. All figures are typical average values for series devices. We reserve the right to alter technical specifications at any time.



BINDER Data Logger Kits

The new BINDER Data Logger Kits – Makes independent recording of temperature data in the BINDER device possible. The tailored product solution contains helpful accessories: from mounting the logger to the BINDER device to cable access assistance to the sensor mount.



Access port

With silicone plugs for introducing external measuring instruments into the chamber, access ports with 30, 50, 80, 100, 125 mm diameters.



Notch-type access port in door

Provides easy connection of cables to test specimens and facilitates loading and unloading of the chamber. Doors have access ports measuring 100 x 35 mm, which can be sealed with the included silicone plugs.



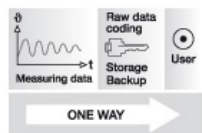
Reinforced rack

To ensure safe and stable storage of heavy test specimens.



Temperature measurement of the specimen

Additional PT 100 temperature sensor for accurate temperature measurement of the specimen and digital display of measured values. Recording of measured data via Ethernet interface possible.



APT-COM™ DataControlSystem

Software for convenient control, programming, and documentation. Allows networking of up to 30 devices.

MKT 115 (E3.1)

Access ports with silicone plug, 30, 50, 80, 100, 125 mm	<input type="radio"/>
Securing elements for additional fastening of racks (1 set of 4)	<input type="radio"/>
Door lock	<input type="radio"/>
RS 422 interface	<input type="radio"/>
Keyboard lock	<input type="radio"/>
Analog output for temperature 4 - 20 mA on two 6-pin DIN sockets for actual and set values (output not adjustable)	<input type="radio"/>
Temperature safety device for preventing too low and high temperature, class 2	<input type="radio"/>
Data Logger Kit T 220: For continuous temperature recording of -90 °C to 220 °C. Kit includes 1 data logger, PT 100 sensor with 2 m Teflon extension cable and 1 fixture for mounting to the BINDER unit	<input type="radio"/>
Data Logger Software: Configuration and evaluation software for all BINDER Data Logger Kits, incl. data cable	<input type="radio"/>
Data Logger converter cable (RS 232 to USB 2.0)	<input type="radio"/>
Additional measuring channel for digital display of specimen temperature with flexible PT 100 temperature sensor, measured data recorded via unit interface	<input type="radio"/>
Temperature measurement acc. to DIN 12880 (27 measuring points) at 150 °C or at specified temperature with measuring protocol and certificate	<input type="radio"/>
Calibration certificate. Measurement in center of chamber at 150 °C or at specified testing temperature	<input type="radio"/>
Extension to calibration certificate. Each additional measurement at additional measuring point or testing temperature	<input type="radio"/>
Notch-type access port in door, 100 x 35 mm	<input type="radio"/>
Rack, stainless steel	<input type="radio"/>
Reinforced rack, stainless steel, with 1 set of fasteners (4 pieces), max. load 70 kg	<input type="radio"/>
Shelf, perforated, stainless steel	<input type="radio"/>